






















Solid State Relay



Solid State Relay is an electronic state relay. Its internal structure is an integrated mounting package of semiconductor elements and electronics circuit board. Its main characteristics are resistant to high voltage and high current, contactor-less (no noise), good isolation and ease of heat evaporation. Its main application includes: Industrial automation, home appliances, consumer electronics and instrument.

Model Number	Circuit Schematic Top View	Input Voltage	Input Type	Maximum Trigger Current (mA)	Maximum Output Current (A)	Minimum Output Current (A)	Maximum Output Voltage(V)	Output Type	Minimum Output Voltage(VAC)	Zero Cross	Breakdown Voltage Input to Output	UL
KSD210AC8		4~32	VDC	10	10	0.05	250	VAC	50	Y	4000	Ⓢ
KSD215AC8		4~32	VDC	25	15	0.05	250	VAC	50	Y	4000	Ⓢ
KSD225AC8		4 ~ 32	VDC	25	25	0.05	250	VAC	50	Y	4000	Ⓢ
KSD240AC8		4 ~ 32	VDC	25	40	0.05	250	VAC	50	Y	4000	Ⓢ
KSD425AC8		4 ~ 32	VDC	25	25	0.05	480	VAC	75	Y	4000	Ⓢ
KSD440AC8		4~32	VDC	25	40	0.05	480	VAC	75	Y	4000	
KSA215AC8		100~240	VAC	10	10	0.05	250	VAC	50	Y	4000	
KSA215AC8		100~240	VAC	25	15	0.05	250	VAC	50	Y	4000	

KSA215AC8		100-240	VAC	10	10	0.05	250	VAC	50	Y	4000	
KSA215AC8		100-240	VAC	25	15	0.05	250	VAC	50	Y	4000	
KSA225AC8		100-240	VAC	25	25	0.05	250	VAC	50	Y	4000	
KSA240AC8		100-240	VAC	25	40	0.05	250	VAC	50	Y	4000	
KSA425AC8		100-240	VAC	25	25	0.05	480	VAC	75	Y	4000	
KSA440AC8		100-240	VAC	25	40	0.05	480	VAC	75	Y	4000	
KSD203AC3		5-12	VDC	10	3	0.05	250	VAC	50	Y	4000	
KSD205AC3		5-12	VDC	10	5	0.05	250	VAC	50	Y	4000	
KSD210AC3		5-12	VDC	10	10	0.05	250	VAC	50	Y	4000	
KSD215AC3		5-12	VDC	25	15	0.05	250	VAC	50	Y	4000	
KSD225AC3		5-12	VDC	25	25	0.05	250	VAC	50	Y	4000	
KSD240AC3		5-12	VDC	25	40	0.05	250	VAC	50	Y	4000	

KSA440AC8		100-240	VAC	25	40	0.05	480	VAC	75	Y	4000	
KSD203AC3		5-12	VDC	10	3	0.05	250	VAC	50	Y	4000	
KSD205AC3		5-12	VDC	10	5	0.05	250	VAC	50	Y	4000	
KSD210AC3		5-12	VDC	10	10	0.05	250	VAC	50	Y	4000	
KSD215AC3		5-12	VDC	25	15	0.05	250	VAC	50	Y	4000	
KSD225AC3		5-12	VDC	25	25	0.05	250	VAC	50	Y	4000	
KSD240AC3		5-12	VDC	25	40	0.05	250	VAC	50	Y	4000	
KSD203DC2		4-24	VDC	-	3	0.05	100	VDC	-	-	4000	
KSD203AC2		4-32	VDC	10	3	0.05	250	VAC	50	Y	4000	