

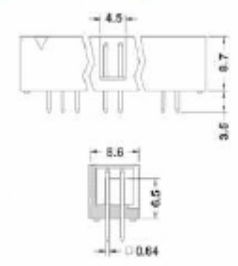


# 118-A series

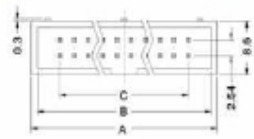
## BOX HEADER 2.54mm(0.100")

Position	A	B	C	Position	A	B	C
10	20.30	18.10	10.16	30	45.70	43.50	35.56
12	22.84	20.64	12.70	34	50.78	48.58	40.64
14	25.38	23.18	15.24	40	58.40	56.20	48.26
16	27.92	25.72	17.78	50	71.10	68.90	60.96
20	33.00	30.80	22.86	60	83.80	81.60	73.66
26	40.62	38.42	30.48	64	88.88	86.68	78.74

[STRAIGHT]



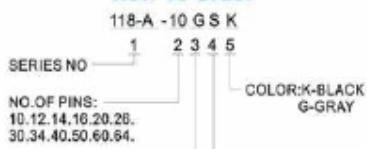
[RIGHT ANGLE]



**Specifications:**  
 Contact Resistance: 30mΩ max.at DC 100 mA  
 Insulator Resistance: 1000MΩ min.at DC 500V  
 Current Rating: 1AMP

**Dielectric Withstanding**  
 Voltage: AC 500V For 1 minute

**How To Order**



# 119 series

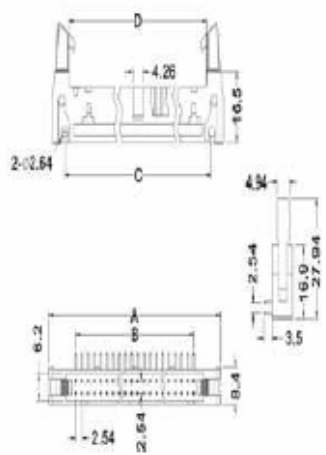
## P.C. BOARD HEADER CONNECTOR WITH LATCHES 2.54mm(0.100")

Position	A	B	C	D	Position	A	B	C	D
10	32.00	10.16	21.84	17.96	30	57.40	35.56	47.24	43.36
12	34.54	12.70	24.38	20.50	34	62.48	40.64	52.32	48.44
14	37.08	15.24	26.92	23.04	40	70.10	48.26	59.94	56.60
16	39.62	17.78	29.46	25.58	50	82.80	60.96	72.64	68.76
20	44.70	22.86	34.54	30.66	60	95.50	73.66	85.34	81.46
26	52.32	30.48	42.16	38.28	64	100.58	78.74	90.42	86.54

[STRAIGHT]



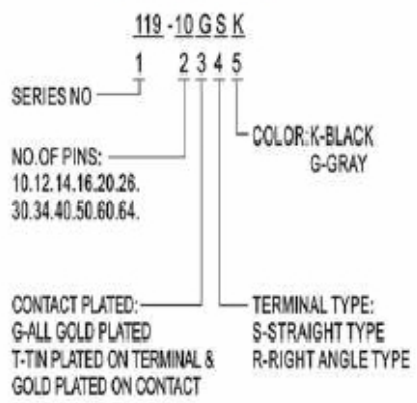
[RIGHT ANGLE]



**Specifications:**  
 Contact Resistance: 30mΩ max.at DC 100mA  
 Insulator Resistance: 1000MΩ min.at DC 500V  
 Current Rating: 1AMP

**Dielectric Withstanding**  
 Voltage: AC 500V For 1 minute  
 Operating Temperature: -55° C-+105° C  
 Contact: Brass  
 Housing: PBT &30% Glass Fiber(UL 94V-0)

**How To Order**

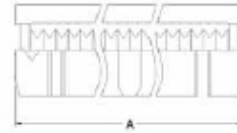
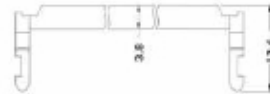
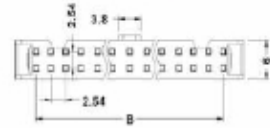




# 110 series

I.D.C. SOCKET 2.54mm(0.100" )

Position	A	B	Position	A	B
8	14.73	7.62	30	42.67	35.56
10	17.27	10.16	34	47.75	40.64
14	22.35	15.24	40	55.37	48.26
16	24.89	17.78	50	68.07	60.96
20	29.97	22.86	60	80.77	73.66
26	37.59	30.48	64	85.85	78.74



### Specifications:

Contact Resistance: 30mΩ max.at DC 100 mA  
 Insulator Resistance: 1000MΩ min.at DC 500V  
 Current Rating: 1AMP

### Dielectric Withstanding

Voltage: AC 500V For 1 minute  
 Operating Temperature: -55° C--+105° C  
 Contact: Phosphor Bronze  
 Housing: PBT &30% Glass Fiber(UL 94V-0)

### How To Order

110 - 34 I Δ K

SERIES NO. 1 2 3 4 5  
 NO. OF PINS: 8, 10, 14, 16, 20, 26, 30, 34, 40, 50, 60, 64  
 COLOR: K-BLACK, G-GRAY

CONTACT PLATED:  
 G-ALL GOLD PLATED  
 T-TIN PLATED ON TERMINAL &  
 GOLD PLATED ON CONTACT

OPTION ON STRAIN RELIEF:  
 A-WITH STRAIN RELIEF  
 B-W/O STRAIN RELIEF